

Playing: Play sorting and matching games. Talk about the different shapes and colors you notice. This can also be an easy way to clean up and organize toys.

picked up while you're in the store.

Writing: Ask your child to help you write the grocery list or check off items you've

them sing out the next word or repeating lyrics.

Singing: Encourage your child to join in! When singing a familiar song, pause to let

talk about what is happening in the pictures or what might happen next.

Talking: Find a wordless book like *Flora and the Flamingo* by Molly Schar Idle and

waddles, can you show me how to waddle?"

Reading: Encourage imitation when reading. "The cow says moo!" "That duck







My Reading Log for Books 601-700

Name _____



Color in or check off a shape each time you finish a book.



When you have colored in all the shapes, bring your log back to the Children's Library for the next log, a sticker, a coloring page and to move your turtle down the wall.

